



4 HOOPS – WHICH TO USE

Based on the size of the design, use the smallest hoop possible. The Xquisit II lets you know if you choose a hoop that's too small or if you attach the wrong hoop.

CARRYING SYSTEM

A sturdy, two part wheeled storage system transports and stores the Xquisit II and its components. The upper case holds the embroidery unit, while the lower case holds the Xquisit II. The pockets are great for books, foot control, cords, supplies. Everything all in one place!



Machine features

- Fully automated threading – from spool through needle eye
- Full-color LCD screen
- Updatibility via www.elna.com
- On-screen instruction manual
- Hint messages
- Personalized machine function settings
- Adjustable sewing speed up to 850 spm
- Multiple languages
- Automatic thread tension – computer system automatically releases correct thread amount for ultimate stitch performance
- Needle thread and bobbin thread sensors
- Presser foot lever sensor
- Automatic thread cutter key – programmable
- Start/stop key – for embroidery and traditional sewing
- Up/down needle key
- Dual lights – eliminate shadows
- Extra presser foot lift
- Serial port for direct PC hookup
- Extensive selection of standard accessories
- 3 accessory storage areas
- Foot control with retractable cord
- Storage bag – two-part, wheeled

Embroidery features

- Fully automated bobbin winding – free embroidery bobbin thread spool included
- Extra large embroidery area (24 x 14 cm / 9 1/2" x 5 1/2")
- Feed dog automatically lowers when embroidery unit is attached
- Multiple hooping – plots points on-screen for alignment of 2 or more large hoopings
- Wide array of built-in designs including Continuous Hoop designs
- On-screen layout, alignment grid turns on and off
- 6 alphabets – resize in 1 mm increments
- Rotate (in 1° increments), mirror image, change size and spacing
- Easy embroidery editing
- 32 permanent memories – up to 120 characters and letters in each
- Temporary embroidery memory restarts where left off
- Power failure function for embroidery
- Hoops included
 - 3 standard hoops – large, medium, small
 - Continuous Hoop – embroider borders with special quick-clamp hoop
- Embroidery Cards (optional)
- Continuous Hoop Border Embroidery Card included
- Xpressive software (optional)

Traditional sewing features

- 320+ stitches, including 12 buttonholes
- Choice heirloom and quilt stitches
- Directional feed patterns – larger than 7 mm with no hoop
- Directional sewing – forward, backward, left, right without pivoting
- 5 alphabets, 7 mm – 25 mm
- Lockstitch – programmable
- Maximum stitch width 7 mm
- Maximum stitch length 5 mm (basting – 20 mm)
- Elongation – satin stitches up to 5 times original length
- 2 color – certain stitches alternate needle and bobbin threads on right side of fabric
- Size – change from small to medium to large
- Mirror image and face to face
- Cascade – 6 choices arrange stitches in steps rather than in a straight line
- Direct editing – edit any stitch within a sequence
- 20 permanent memories – up to 120 characters and letters in each
- Strong needle penetration on all fabrics
- Free arm
- Adjustable foot pressure
- Knee lifter

Warranty and Service: Elna's superior reputation was established in 1940 with the production of its first sewing machine. Ever since, Elna has continued to be a leading brand of home sewing and related equipment especially designed with the innovative sewer in mind. Thousands of professionals worldwide provide expert service. Millions of people have chosen Elna for its quality, performance and reliability.

Xquisit II

elna
explore the art



Exhilarating, extraordinary, ever-expanding


No matter where you are in your journey through life, the versatile Xquisit II is there by your side. As you've experienced, sewing renews your spirit and lets you express yourself in many ways, whether it's embroidery, wearable art, quilting, couture, bridal, heirloom, western wear, carnival, home decor. Just start with a length of fabric or purchase something and add your own special touch. Let your creativity take over; the machine will do the rest. Totally automated threading, automatic bobbin winding, hoop sensors, hint messages, plan-ahead thread color organizer, updatable software – these are just a few of the numerous benefits when you choose Elna. In a world filled with choices when it comes to sewing and embroidery, there's only one choice – the Elna Xquisit II.



Hidden in plain sight.
The top accessory storage gives you quick access to the most often used feet and the foot holder.



Need a little reminder?
The on-screen manual gives you sewing hints and instructions, troubleshooting tips, machine usage information, all right at your fingertips.



Where are those scissors?
Don't bother searching – when embroidering, the Xquisit II automatically cuts the thread for color changes. And when sewing traditionally, the threads are cut leaving the ends the proper length to start again.



Don't be left behind.
Things are changing so quickly that updatability is a must in today's world. Simply go to www.elna.com to locate the latest upgrades.



Let's be honest –
threading can be a chore, especially because of that tiny needle eye. Not anymore! One touch threads the machine from spool through needle.



Oh, no - the bobbin thread ran out during embroidery!
Watch - the Xquisit II stops, winds the bobbin automatically and begins sewing again exactly where it stopped.



Have you heard?
Use Elna's continuous hoop and continuous designs to create beautiful borders effortlessly. The V-shaped mark gives you a precise start point for each design repeat.



Ever lose your embroidery data?
If the Xquisit II is shut off during embroidery, either deliberately or accidentally, the data is saved and you can resume sewing exactly where you left off.

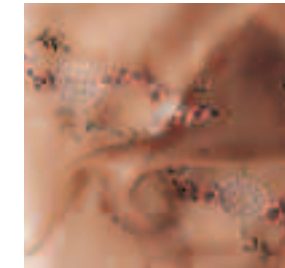


The Machine



Need an extra hand?


It's the knee lifter to the rescue. Pivoting corners is now just a touch away with the hands-free knee lifter. And since the needle always stops down, you're always ready to make your turn.



Let the machine do it

No more tension-setting questions. Select a stitch and the automated thread release system takes control. It self adjusts based on the type of stitch being sewn. But for your special techniques, simply press a key to override.

Traditional sewing



Oh how stitches have evolved

Now stitches even have characteristics – and are organized into groups! Of course you'll find the straight, zigzag and buttonholes, but now we've expanded to include specialty quilting and heirloom, satin, floral, cross, directional feed designs – 320 in all.



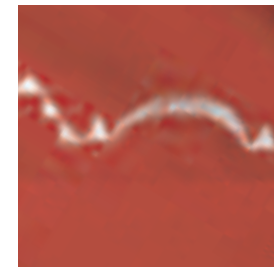
No hoop needed

Monogramming a pocket, cuff or perhaps a handkerchief? These alphabets could be the answer. Select one of five lettering styles – 7mm block, 7, 15 and 25 mm script, 7 mm outline. And again we've included special marks for a variety of languages.



No thread, no go

Running out of needle or bobbin thread right in the middle – what a dilemma. Not with the Xquisit II. The machine will stop and alert you to rethread.




It's time to play

You can team up some interesting combinations. For instance, take a satin stitch from group 4, elongate it and combine it with a directional feed design from group 11. Consider the possibilities!



Treasures for tomorrow

Memories are the building blocks for the future. Save your treasures to one of the 20 traditional sewing or 32 embroidery sewing permanent memories. Save, overwrite, recall, delete.



How did they do that?

With the two-color key! Select different color threads for needle and bobbin and watch how the machine automatically alternates between sewing needle thread and bobbin thread on the fabric right side. A very eye-catching effect.



Shedding more light

The Xquisit II has emerged from the darkness. Two lights – one above the needle and one over the sewing bed – allow you to see your creations as they come alive.



Stray from the straight path


In the past, your machine has always fed the fabric only straight ahead. Not anymore! Directional feed offers you so much more. One intriguing example is the cascade key. Now your designs can meander down six different avenues.

Embroidery



Tired of hooping and rehooping?

The solution is Xquisit II's large hoop. At 24 cm x 14 cm, it's big enough for a single large design or several smaller designs. Lay them out on the screen and resize, rotate, mirror image – there's so much you can do.



Toss out the drafting paper

First, plan out four large hoopings (up to 25 cm x 45 cm) on the screen. Then simply plot out the alignment points on the x and y crosslines. With multiple hooping, you can be sure your oversized design will be perfectly aligned.



It goes on and on

Create elegant, perfectly aligned borders in multiple colors. If you prefer, the single color key eliminates stopping for color changes. Fast and efficient, the special quick-clamp continuous hoop eliminates setting an inner hoop. Nothing could be easier.




Say it with style

Whether it's big and bold or small and graceful, one of the six professional-quality embroidery style alphabets is the answer. And we even have special marks for a variety of languages. Your message will be clear.



When speed is of the essence

It's so exhilarating embroidering at 850 spm. But there are times when slow and steady wins the prize. Set the speed control and the estimated embroidery time adjusts accordingly on the screen.



No time to finish today?

Press the temp embroidery key to save precisely where you are anywhere in the embroidery process. Turn off the machine for an extended period of time and when the machine is turned back on, you'll start exactly where you left off.



AND SO MUCH MORE

Looking for even more designs? When you're ready, check out professionally digitized designs on Xquisit Embroidery Cards. Prefer to digitize your own designs? Xpressive software is for you. It's a complete package – resize, reformat, refine. Create and digitize your own designs or access designs from other sources. Xpressive includes many favorites of the professional digitizer.

Just getting started? The Autodigitizer Wizard and Cross-Stitch Wizard are your keys to simple, direct digitizing with beautiful, professional-looking results. And there's more – TrueType™ fonts, automatic appliques, auto-trace, programmed fills and runs, stitch count recalculated when resizing, 3-D stitch image for a realistic preview. Arc, realign, envelope lettering. When your design is complete, connect your computer to your Xquisit II to transfer the design or send the design to a SmartMedia™ card. Imagine the possibilities!

Elna is constantly developing new ways to bring out the best in you and your Xquisit II. Visit www.elna.com for the latest.