



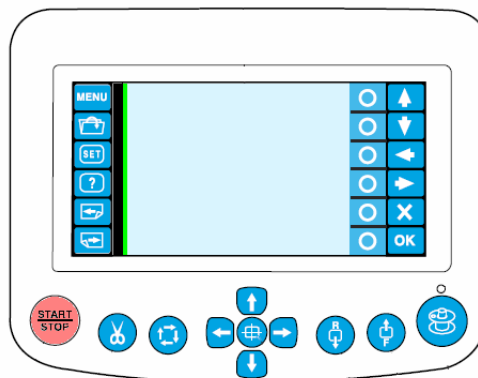
V1.10 Update for the Elna 9900

Note: Avoid other files inside Card or USB, it may take one hour and more for rewriting.

After downloading the V1.10 into the Card or USB, connected into the RCS slot or port.

Press and **hold** the **Trace button**  and the **left Jog button**  on the RCS unit at the same time and turn the power switch ON.

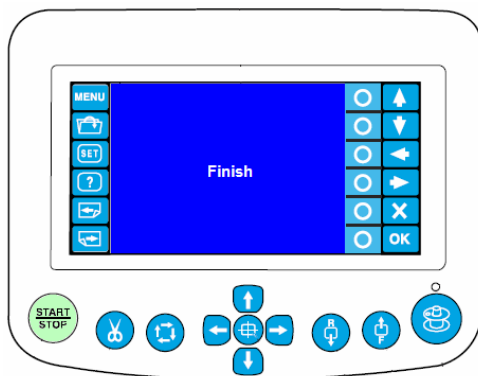
Still holding the two buttons, a few seconds latter the blue screen will appear and a black and green line will fallow. It will start from the left and will move to the write. At this point release the two buttons.



The Start/Stop button will become red → Processing (~10minutes)

Note: do not turn the power switch OFF, do not take the Card or USB out

After that, the black and green line will go all the way to the write, the screen will become a dark blue and the RCS screen will say finish.



The Start/Stop button will become green → Ready

Turn OFF the power. Take the Card or USB out of the RCS slot or port. Now you can turn the power switch ON, the screen will be marked with V1.10.